

# What to do when booking your Wakefield College Taster Day sessions



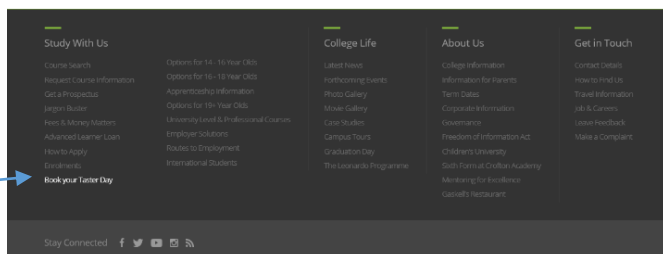
## 1. Decide which subject(s) you want to do.

Make sure that you have a look at all of the subjects on offer for the day and please pick subjects that YOU enjoy and not just because your friends have chosen them.

**Remember** – Make sure the subjects you are doing are at the same campus!

## 2. Got to the Wakefield College website at [www.wakefield.ac.uk](http://www.wakefield.ac.uk).

Scroll down to the bottom of the page to the grey box and look for the heading **'STUDY WITH US'**.



## 3. Click on **'BOOK YOUR TASTER DAY'**

Click on the day you will be coming to visit.

(Hover over the days and look for your school name if you are unsure)

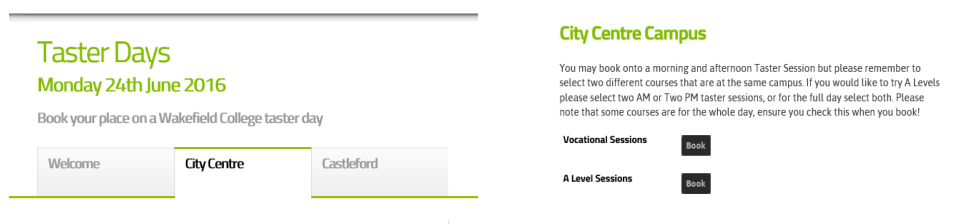


**REMEMBER - OUR DATE IS WEDNESDAY 4<sup>TH</sup> JULY**

## 4. Click either the **City Centre** tab or **Castleford** tab to see the lists of courses available.

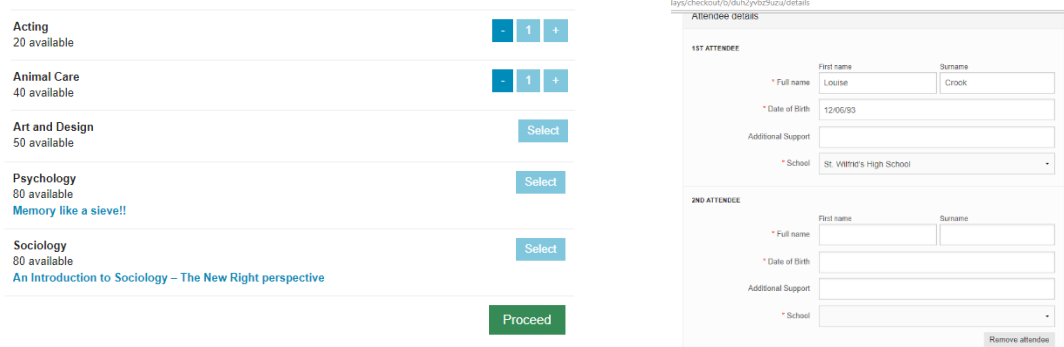
You can either do 4 x A Level Sessions, 2 x Vocational Sessions, 2 x A Levels and 1 x Vocational or 1 x Full Day.

(Make sure you choose subjects that are at the same campus)



## 5. Select all of the subjects you wish to do from the list and click proceed. Fill in your details for each session by choosing **add another attendee** and choose **'BOOK NOW'**.

(Please choose your school name from the drop down list and add any additional support you may need on the day)



You will receive a confirmation email of the subjects you have chosen so all you need to do is click the link to confirm your place, but do not worry if you don't, we can do that for you.

**See you on Taster Day!**